

# OLIGOSCAN

THE REVOLUTIONARY METHOD TO DETECT DIRECTLY IN YOUR OFFICE THE  
BIOAVAILABILITY OF TRACE ELEMENTS AND HEAVY METAL INTOXICATION



METHOD: SPECTROPHOTOMETRY



# OligoScan : a quick and precise analysis of the trace elements and heavy metals

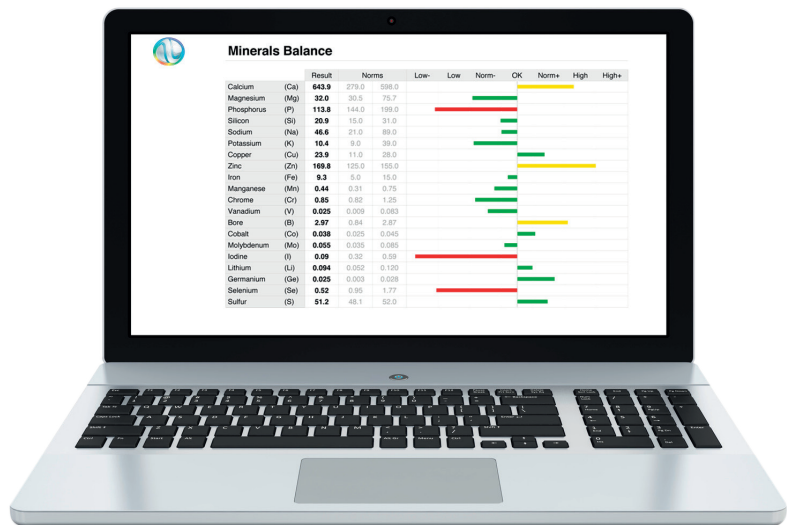
OligoScan allows you to make a quick and precise analysis of the trace elements and heavy metals in the tissues of your patients.

The measure is made directly in your office with a portable spectrophotometer device approved by OligoScan. The collected data from your patient are sent in a few clicks to the secure central server OligoScan. You get back the results with less than one minute.

This test is a revolutionary technique to check in real time the mineral status of your patients for an individual and efficient supplementation.

In case of heavy metal intoxication, you can prescribe adapted chelating supplements.

OligoScan is an innovative and precious prevention tool allowing a longitudinal follow-up of your patients.



## METHOD

The method used by the OligoScan to obtain results on the amount of trace elements in tissues is the spectrophotometry.

It is a quantitative analytical method, which consists in measuring the absorbance or the optical density of a chemical substance.

The basic principle is that every chemical compound absorbs, emits or reflects light (electromagnetic radiation) over a certain range of wavelength.

The more the sample is concentrated, the more it absorbs the light within the limits of proportionality expressed in the law Beer-Lambert.





















The spectrophotometry is used in many domains: chemistry, pharmacy, environment, food-processing industry, biology, medical /clinical, material/chemical engineering and clinical applications and many others.

In the clinical applications, spectrophotometry is used to examine blood or tissues for clinical diagnosis.

















# OligoScan : a analysis made by spectrophotometry in your office

## Minerals Balance

		Result	Norms		Low-	Low	Norm-	OK	Norm+	High	High+
Calcium	(Ca)	<b>643.9</b>	279.0	598.0							
Magnesium	(Mg)	<b>32.0</b>	30.5	75.7							
Phosphorus	(P)	<b>113.8</b>	144.0	199.0							
Silicon	(Si)	<b>20.9</b>	15.0	31.0							
Sodium	(Na)	<b>46.6</b>	21.0	89.0							
Potassium	(K)	<b>10.4</b>	9.0	39.0							
Copper	(Cu)	<b>23.9</b>	11.0	28.0							
Zinc	(Zn)	<b>169.8</b>	125.0	155.0							
Iron	(Fe)	<b>9.3</b>	5.0	15.0							
Manganese	(Mn)	<b>0.44</b>	0.31	0.75							
Chrome	(Cr)	<b>0.85</b>	0.82	1.25							
Vanadium	(V)	<b>0.025</b>	0.009	0.083							
Bore	(B)	<b>2.97</b>	0.84	2.87							
Cobalt	(Co)	<b>0.038</b>	0.025	0.045							
Molybdenum	(Mo)	<b>0.055</b>	0.035	0.085							
Iodine	(I)	<b>0.09</b>	0.32	0.59							
Lithium	(Li)	<b>0.094</b>	0.052	0.120							
Germanium	(Ge)	<b>0.025</b>	0.003	0.028							
Selenium	(Se)	<b>0.52</b>	0.95	1.77							
Sulfur	(S)	<b>51.2</b>	48.1	52.0							

## Heavy Metals Balance

		Result	Norm	Acceptable	Excess
Aluminium	(Al)	<b>0.00944</b>			
Antimony	(Sb)	<b>0.00289</b>			
Silver	(Ag)	<b>0.01382</b>			
Arsenic	(As)	<b>0.00578</b>			
Barium	(Ba)	<b>0.00938</b>			
Beryllium	(Be)	<b>0.00694</b>			
Bismuth	(Bi)	<b>0.01034</b>			
Cadmium	(Cd)	<b>0.01346</b>			
Mercury	(Hg)	<b>0.02146</b>			
Nickel	(Ni)	<b>0.00453</b>			
Platinum	(Pt)	<b>0.00216</b>			
Lead	(Pb)	<b>0.00879</b>			
Thallium	(Tl)	<b>0.00227</b>			
Thorium	(Th)	<b>0.00140</b>			



# OligoScan : Scientific Studies

The negative impact of heavy metals on the human and animal organism is demonstrated by numerous studies published by research institutes, WHO, FAO and other organisms.

The massive exposure to these toxic agents becomes a real public danger. Transported by the pollution of the air, the earth and water (ground waters and sea water), heavy metals pollute the human body either directly by contact or indirectly through the food chain.

Some of these substances are also in products, which are in touch with the body. The institutions for sanitary issues consider that there are almost no more places in the world which are not concerned by this problem.

The elimination of these toxic metals out of the human body by appropriate chelating agents becomes a major challenge for health.

## SCIENTIFIC STUDIES ALERT US ON THE NEGATIVE IMPACT OF HEAVY METALS AND THE DEPLETION OF NUTRIENTS IN FOOD

Furthermore, scientific studies alert us on another plan. They point out the dramatic depletion of nutrients in food, accompanied with an increase of food additives which cause various problems in the body.

An individualized supplementation favours the optimized functioning of the body and represents, in this context of decrease of nutritional density and quality of food, a main advantage to stay healthy.

Concerning the measuring method of OligoScan, the spectrophotometry is used in numerous scientific and industrial processes.

With more than 700 tests, our comparative studies of the OligoScan test results with traditional biological analysis show a correlation in the expected standards.

